

# Neon Track TLS-R

## Specification


# TLS-RNR30MJ



TLS-R series, the newest Neon Track designed by Colors.

It adopts modernist design style, fashionable appearance and extreme simplicity.

Modular function, diversified light distribution, convenient installation.

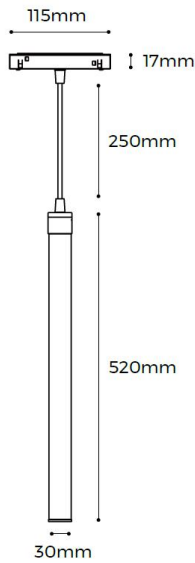


## L500mm Pendant neon tube

The Neon Track system can realize hoisting and surface installation; the track can be equipped with neon strip / tube, and the system provides linear lighting modules such as Diffuser, Prismatic, Grating, Asymmetric, spotlight and pendant light modules. Modules can be freely combined and can be applied to different scenes; the track adopts 48VDC power supply.



## specifications:



**TLS-RNR30MJ (7W)**

## Optical & electronic data:

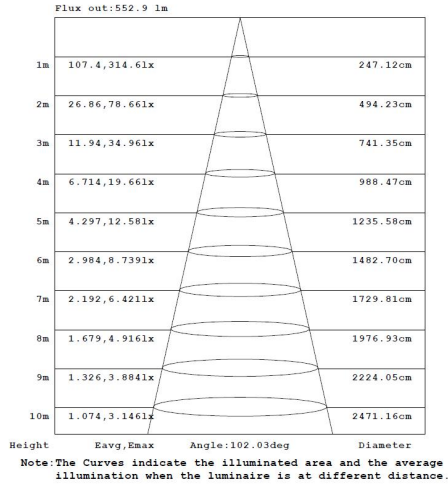
<b>Input voltage</b>	48VDC	<b>LED Brand</b>	Bridgelux
<b>Power</b>	7W	<b>MacAdam</b>	SDCM< 5 step
<b>Lumens</b>	460LM	<b>IP Code</b>	IP20
<b>CCT</b>	3000K/4000K	<b>IK Class</b>	IK00
<b>CRI</b>	90	<b>Adjustable</b>	NO
<b>Beam angles</b>	360°	<b>Working temp</b>	-20°C-30°C
<b>Efficiency</b>	65LPW	<b>Installation</b>	Magenetic Track
<b>Color</b>	Black	<b>IES File</b>	Yes
<b>Dimmable</b>	No Dimming	<b>Lifetime(TM-21)</b>	50000h@ Ta=25°C (L80/B10)
<b>Certificates</b>	CE/RoHS	<b>Warranty</b>	5 years

**Remark:**

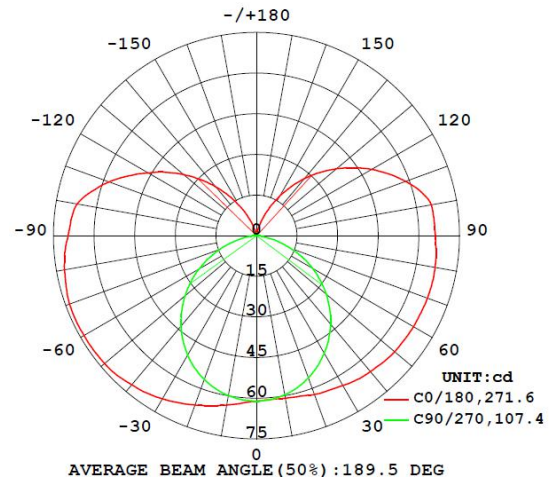
- 1、 the output data is based on the testing result of 4000k luminaires;
- 2、 the tolerance of output data can be vary up to 10%;
- 3、 the output data is typical value;



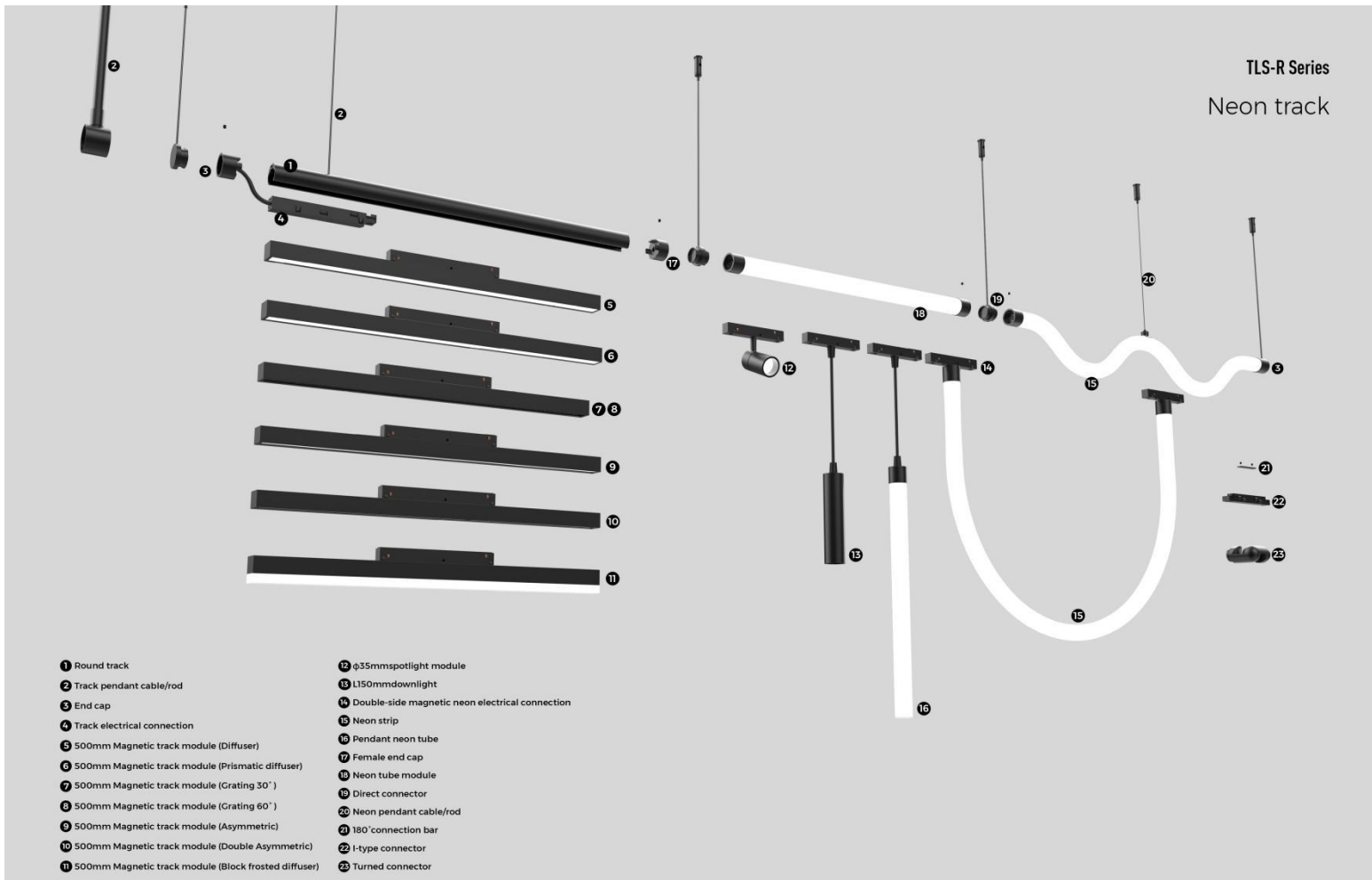
AAI Figure



Luminous intensity distribution diagram





**Product system solution diagram:**












**Accessories information :**

\*Please refer to the above figure "Product system solution diagram", the corresponding accessory serial number to order

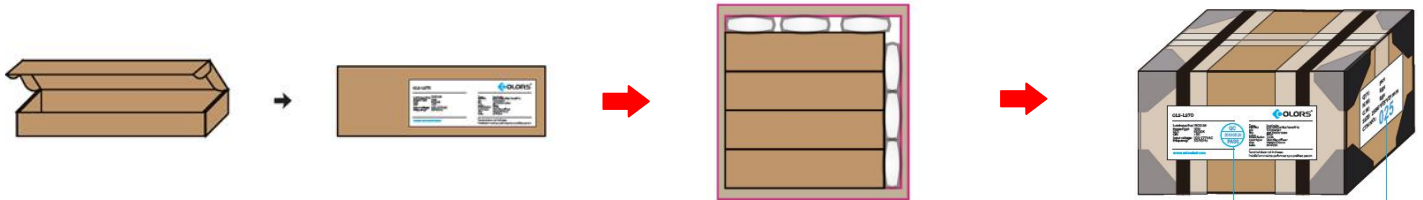
Model	Describe	Picture	Order model	NW KG/PCS	NO.
Round track	Round magnet track: 1m、2m、3m		TLS-R610-B TLS-R620-B TLS-R630-B	800g 1600g 2400g	<b>1</b>
Track pendant cable	It is used for pendant of track cable		PN-SA2	80g	<b>2</b>
Track pendant rod	It is used for pendant of track rod		TLS-R891-B	350g	
End cap	When the track and neon module are powered on, the Sewing device plays the role of fixing on the ceiling and adjusting the length of the Pendant cable.		TLS-R600A-B	65g	<b>3</b>
Endcap (Without Sewing device)	When used for Suspender installation, there is no need Sewing device		TLS-R600B-B	25g	
End cap (Without Sewing device and Pendant cable)	Use this when no Sewing device or Pendant cable is required		TLS-R600C-B	15g	
Power feeder unit of track	It is used for track power supply and needs to be used with 1pcs End cap		TLS-R862-B	51g	<b>4</b>
Double-side magnetic neon electrical connection	With neon Neon strip, It can be a neon double head magnetic suction module		TLS-R864-B	45g	<b>14</b>
Female end cap	Only the Female end cap is included. It can be used when there is no need for Power feeder unit of track		TLS-R865-B	20g	<b>17</b>
Straight connector	It can realize direct connection between track and neon module, the Sewing device plays the role of fixing on the		TLS-R861A-B	71g	<b>19</b>



	ceiling and adjusting the length of the Pendant cable.				
Straight connector (Without Sewing device)	When used for Suspender installation, there is no need Sewing device		TLS-R861B-B	31g	
Straight connector (Without Sewing device and Pendant cable)	Use this when no Sewing device or Pendant cable is required		TLS-R861C-B	21g	
Pendant cable (Neon)	Used for neon Pendant of cable		TLS-R892-S	120g	<b>20</b>
Pendant rod (Neon)	Used for neon Pendant of rod		TLS-R893-B	350g	
180°extender	It is used to fix the back structure in track splicing		EX-E1-S	15g	<b>21</b>
I-type electrical connector	It is used to power on when the track is spliced		TLS-R863-B	30g	<b>22</b>
Turned connector	It can realize the corner connection of the track and neon module, and the horizontal rotation is $\pm 120^\circ$ and the Sewing device can fix on the ceiling and adjust the length of the Pendant cable		TLS-R860A-B	162g	<b>23</b>
Turned connector (Without Sewing device)	When used for Suspender installation, there is no need Sewing device		TLS-R860B-B	122g	
Turned connector (Without Sewing device and Pendant cable)	Use this when no Sewing device or Pendant cable is required		TLS-R860C-B	112g	



## Packing:



Model	Type	Demension (individual package)	Pcs /box	NW (Kg)	GW (Kg)	Demension (whole package)	CBM (m <sup>3</sup> )
TLS-RNR30MJ	Folding box	600*70*52mm	6	3.6	4	600*255*260mm	0.05

## Ordering code:

Category	Series	Section Size	Diffuser Shape	Diffuser Nature	Carrier Style	Profile Color	End Cap Style	Length	Light Source Type	Type Power of Luminaire	CCT	CRI	Power Type	Package	Label Type
TLS	Low Voltage Magnetic round track Installation	R NR30 NR30	Electrical connection M	Neon Rigid Tube J	No Carrier X	Black B	Holeless end cap S	500mm	Constant Voltage 48V Flexible strip I	14W/M 14	3000K WW 4000K NW	>90 9	No Power X	Distribution Individual	COLORS C Customized S
TLS	-	R	NR30	M	J	X	B	S 500	I	14	NW	9	X	D	C

TLS-RNR30MJXBS500-I14NW9X-DC

