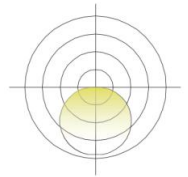


T-LINE 1"



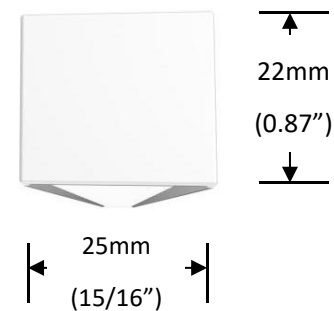
TL-LS2522FD



LS2522FD is a small linear lamp product specially developed by Colors for T-BAR ceiling system. Using modernist design style, exquisite and compact, safe and reliable light effect, exquisite and durable heat dissipation, easy installation.



- Osram LED , LM80 certified light source, life> 50000H ;
- The whole lamp passed UL certification ;
- High performance, light efficiency up to 92 LM / W ;
- Adapt to 15/16 " T-BAR ceiling system.



Optical & electronic data:

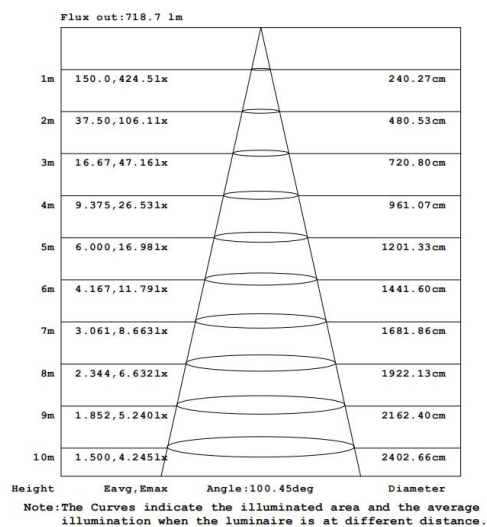
Model	Size	CCT	Flux (lm)	CRI	Beam angle	Input voltage	Dimming	PF	Power (w)	Efficiency (lm/w)
TL-LS2522FDXWS600-R20XX8X-DC	609mm (2')	3000K	1045lm	>80	100°	24VDC	/	/	12W	87
		3500K	1045lm							87
		4000K	1100lm							92
TL-LS2522FDXWS600-R20XX9X-DC	609mm (2')	3000K	960lm	>90	100°	24VDC	/	/	12W	80
		3500K	960lm							80
		4000K	1010lm							84
TL-LS2522FDXWS1200-R20XX8X-DC	1219mm (4')	3000K	2090lm	>80	100°	24VDC	/	/	24W	87
		3500K	2090lm							87
		4000K	2200lm							92
TL-LS2522FDXWS1200-R20XX9X-DC	1219mm (4')	3000K	1925lm	>90	100°	24VDC	/	/	24W	80
		3500K	1925lm							80
		4000K	2025lm							84

Remark:

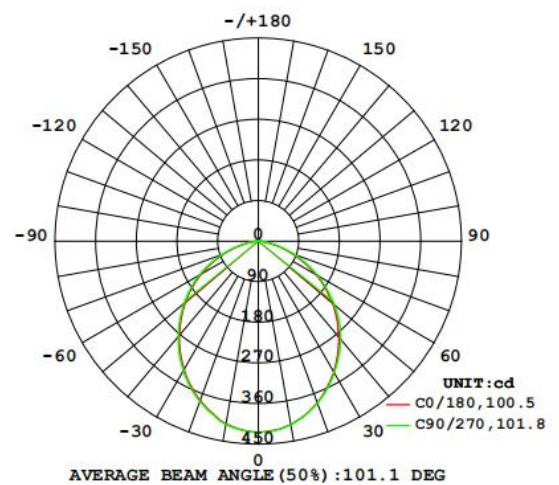
- 1、the output data is based on the testing result of 2'(609mm) luminaires ;
- 2、the tolerance of output data can be vary up to 10%;
- 3、the output data is typical value;

◆luminaire with Diffuser (TL-LS2522FD)







AAI Figure



Luminous intensity distribution diagram




Accessory List:

Accessory (can be sold separately)				
Standard product	Item	Power box	Junction box	Extension cord
	PIC			
	Amount	1PCS	1PCS	1PCS
Options		PB-03	JB-01	BG-15
3-in-1 Dimming Power Supply	Item	30W	65W	100W
	PIC			
	Amount	1PCS	1PCS	1PCS
Options		BSD-V24-030S	BSD-V24-065S	BSD-V24-100S

Packing:

◆The whole package

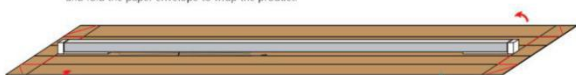
1. Tightly wrap and fix the magnetic endcaps and profiles with winding film (in order to prevent the plastic endcaps move and damaged by extrusion of profile), then put PE tube on the product.



2. The back of the product is placed on a 15 mm thick EPE FOAM, and with 22 mm thick EPE FOAMs at both ends, then stick EPE FOAM on the side, bundled with wrapping film;



3. Put the back of the product facing down on the W9K paper envelope with 3 mm thickness, and fold the paper envelope to wrap the product.



4. After the product is wrapped, the edge is sealed with adhesive paper and the product information labels are affixed.



5. Put the white boxes packed with products in bundles according to the standard quantity and requirement. Add K = K paper sheath at both ends, then bundle them with wrapping film at both ends.



6. Pack the bundled products on K = K cardboard after indentation cutting.



7. Sealing box with plastic corner guard, wrapping with film, then wrapping with packaging tape.




8. Labeling (COLORS Label, Quantity, Net Weight, Gross Weight Labels, Box Seal)



Model	Type	Demension (individual package)	Pcs /bundle	NW (Kg)	GW (Kg)	Demension (whole package)	CBM (m³)
TL-LS2522FDXWS600-R20XXX X-DC	Individual	680*45*35mm	16	6.88	9.88	700*215*165mm	0.02
TL-LS2522FDXWS1200-R20XX XX-DC	Packing	1290*45*35mm	16	19.2	22.2	1310*215*165mm	0.05

◆ Description about label information

TL-LS2522FD			
Luminous flux: 2200LM Power(Typ): 24W CCT: 4000K CRI: >80 Input voltage: 24VDC Frequency: 50/60Hz		Type: Luminaire Part NO: TL-LS2522FDXWS1200-R20XX8X-DC SO: YO19020147 NO: ZWL170510-0380 Color: White Power factor: / Cover type: Diffuser Size: 1265x106x124mm Date: 20200415	
www.colorsled.com			

Ordering code:

Category	Installation	Section Size	Diffuser Shape	Diffuser Nature	Carrier Style	Profile Color	End Cap Style	Length	-Light Source Type	Type Power of Luminaire	CCT	CRI	Power Type	Package	Label Type
T-LINE 1"	Pendant	2522 series	Flat	Diffuser	No	White	Standard End Cap	2ft	-Constant voltage 24V	20 W	3000K	CRI>80	NO power	Individual Packing	COLORS
TL	-LS	2522	F	D	X	W	S	600	-R	20	WW	80	X	-D	C
								4ft			3500K	CRI>90			Customized
								1200			PW	90			S
											4000K				
											NW				
TL	-LS	2522	F	D	X	W	S	600	-R	20	NW	8	X	-D	C

Attentions:

- ◆ Please install the product in the right environment as much as possible ;
- ◆ Please be careful during operation. Do not touch the AC power supply in case of electric shock ;
- ◆ Check the current through the circuit, such as the surge occurs when press the switch does not exceed the maximum rated current, please insert the appropriate protection circuit ;
- ◆ This product is sensitive to static electricity, and please special attention. In particular, it will damage the product when the static electricity is more than absolute maximum rated current and voltage, please make a countermeasures to avoid the damage of the static electricity and surge when using the product.