


Neon Specification

# NM3D1515

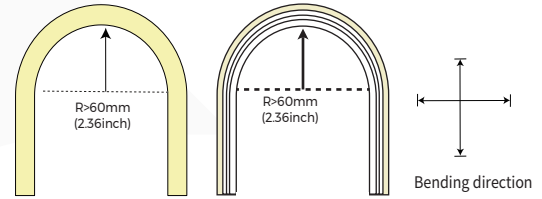


## 【Features】

- Light source: High luminous efficiency, LM80 proved.
- Process & Material: High light transmittance, environmental silicone material, integrated extrusion molding technology, IP67.
- Optical Design: Unique optical light distribution structure design, uniform lighting surface and no shadow.
- Appearance Design: Compared with the traditional neon tube or PVC guardrail tube, the silicone material has good flexibility, the simple and stylish appearance, which is exquisite and unique.
- Product Certification : UL、CE、ROHS、UCKA、CA;
- Environmental Features: Resistance to saline solutions, acids & alkali, corrosive gases and UV.
- Working/Storage Temperature: Ta:-20~55°C / 0°C~60°C.
- Product application : Signage lighting, Outdoor/indoor lighting, Architectural contour lighting.
- White with 3 years warranty or working life =36000H,whichever comes first;  
48V with warranty 2 years or working life=20000H,whichever comes first.



2300 K    2700 K    3000 K    4000 K



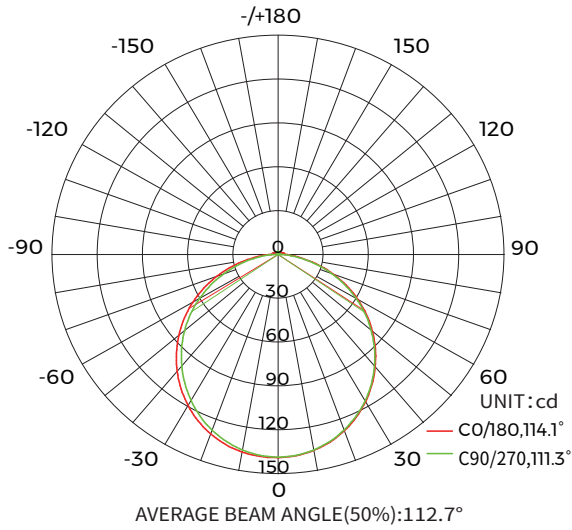
## 【Basic Parameters】

Model	CCT/colors	CRI	Input voltage (V)	Rated current (A/m)	Rated power (W/m)	MAX power (W/m)	Lumens (LM/m)	Length	Remark
NM3D1515-9XX24CXN050XCXXXX	2300K	>90	24	0.3 (0.09A/ft)	7.2 (2.19W/ft)	8 (2.44W/ft)	400 (122LM/ft)	5000mm (16.4ft)	7LED/41.66mm
	2700K						450 (137LM/ft)		
	3000K								
	4000K								
NM3D1515-9XW48CXN050XCXXXX	2300K	>90	48	0.15 (0.05A/ft)	7.2 (2.19W/ft)	8 (2.44W/ft)	400 (122LM/ft)	10000mm (32.81ft)	14LED/83.33mm
	2700K						450 (137LM/ft)		
	3000K								
	4000K								

Note:

- 1、The above data is the testing result of 1M standard product;
- 2、The lumens of output data can be vary up to  $\pm 10\%$ ;
- 3、The above parameters are all typical values.

## [Light Distribution]



Light distribution

Flux out: 287.3lm

Height	Eavg, Emax	Angle: 162.1°	Diameter
1m	41.61, 139.01x		291.62cm
2m	10.40, 34.741x		583.24cm
3m	4.623, 15.441x		874.86cm
4m	2.601, 8.6851x		1166.48cm
5m	1.664, 5.5591x		1458.11cm
6m	1.156, 3.8601x		1749.73cm
7m	0.8492, 2.8361x		2041.35cm
8m	0.6501, 2.1711x		2332.97cm
9m	0.5137, 1.7161x		2624.59cm
10m	0.4161, 1.3901x		2916.21cm

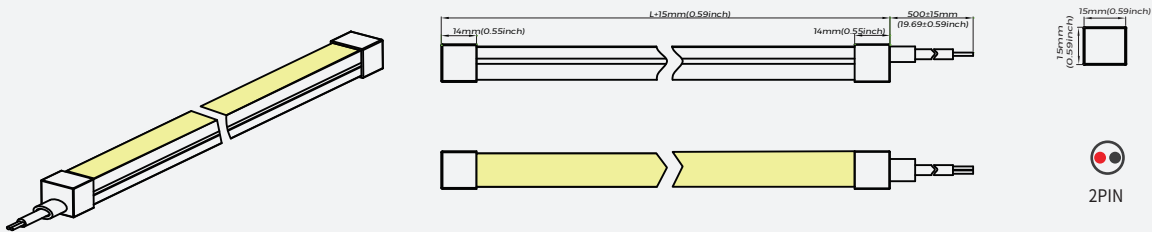
Note: The Curves indicate the illuminated area and the average illumination when the luminaire is at different distance.

Effective average illuminance

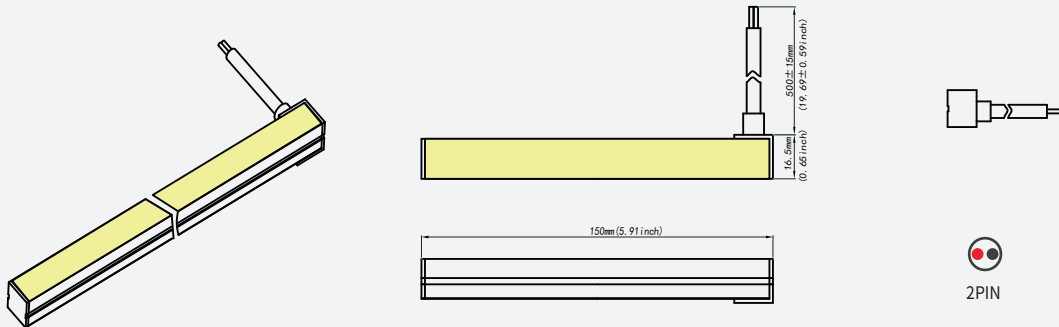
Note: The above data is based on 24V monochrome 4000K color temperature. If you need other models of IES files, please download the corresponding models from the IES database.

## [Product Mechanical Parameters]

• IP65 Glued cap-top/bottom/side outlet



• IP67 No dark cap(NP)- side outlet



## [Accessory Information]

Name	Description	Image	Sectional size	Ordering code	Quantity case (PCS)	Net weight (kg)	Per box net weight (kg)	Gross weight (kg)	Packing (mm)	Remark
Alumina carrier	Pre-installed aluminium groove			AS-NM3D1515A2-1000	40	0.18	7.2	8.2	1180*125*115	Size: L1000*W18.6*H19.3mm with screws
Alumina carrier	Flat mounting slot			AS-NMT1515A1-1000	48	0.202	9.696	11.1	1140*140*130	Size: L1000*W17.4*H26mm with screws
Moldable carrier	Moldable groove			AS-NM3D1515M-500	100	0.045	4.5	7.3	500*290*290	Size: L500*W16.4*H16 with screws
End cap set	End cap set, including end cap and plug			AS-NM3D1515GH0-EC	400	0.003	1.2	1.5	250*250*150	/
PC carrier	Pre-installed aluminium groove			AS-NMT1515P-1000	40	0.08	3.2	4.2	1180*135*130	Size: L1000*W18*H18.2mm with screws
Alumina carrier	Flush mounting slots			AS-NMT1515A3-1000	12	0.335	4.02	5.02	1180*135*130	Size: L1000*W58.4*H16.5mm with screws
Glue	588G acidic glue		/	AS-PC-0002	150	0.014	2.1	2.4	250*250*150	10ml/pcs
Wire	2P PVC Wire (0.5M)		/	AS-WS-0001	150	0.01541	2.31	2.61	250*250*150	Suitable for white light strip
Wire	2P PVC Wire (2M)			AS-WS-0002	125	0.0616	7.7	8	250*250*150	
Connector	2PIN IP68 waterproof connector			AS-FC-0001	512	0.016	8.192	9.5	365*365*190	

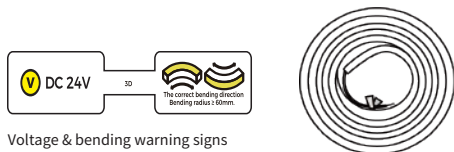
## [Solution Of Control System]

Product Image	Product Name	Product number	Order Code	Product Specifications	Applicable Products
	Monochrome remote	CK1-GBA	402-02-000000-00001	output signal:RF(2.4GHz) Working voltage:3VDC(CR2032) Remote control distance:30m Working temperature:Ta:0-30 °C-0+55 °C	Monochrome light strip (Use with CR1-GBA)
	Monochrome light controller	CR1-GBA	402-01-000000-00001	Input voltage:12-48VDC Output current:15A@12/24V-10A@36/48V Output Power:180W@12V-360W@24V 360W@36V-480W@48V Working temperature:Ta:0-30 °C-0+55 °C	Monochrome light strip (Use with CK1-GBA)

# [Packaging Solutions]


## • Standard Packaging

1. Line marking, the line marking is affixed at a distance of 80mm from the end of the line;



Voltage & bending warning signs

2. Put the product information label on the back back of the static bag inside the marking line;



Product Information Label

3. Put the light strip into an electrostatic bag, one roll per bag, and seal the bag;



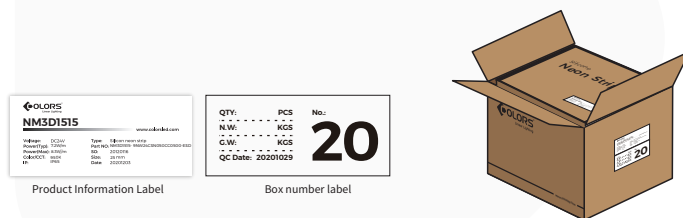
4. Label the carton and pack it into the carton



5. Pack 4 boxes of products in the carton



6. Put the product information label and the box number label on the side of the carton, and the QC inspection stamp



Product Information Label

Box number label

Model	Size	Product Quantity (box)	Product Quantity (case)	Net weight (kg)	Net weight per box (kg)	Gross weight (kg)	Carton size(m)
NM3D1515-8XX24CSN050CC0500	L5000*15*15mm	5M*6	30M	1.13	6.78	9.94	0.41*0.41*0.26
NM3D1515-9XX48CSN050CC1000	L10000*15*15mm	10M*2	20M	1.13	2.5	2.9	0.25*0.25*0.15

## 【Reliability Test】

Test Item	Classification	Reference	Test method or condition
Safety test	Mechanical strength	IEC 60598-1; IEC 60598-2-21	The hammer spring Impact energy 0.7J
	IP	IEC 60598-1; IEC 60598-2-21	IP67
	Winding Test	IEC 60598-1; IEC 60598-2-21	φ150mm cylinder, 60N pull, winding 10 times at (-25°C ±2°C), and 10 times after(-15°C ±2°C, 16h).
	Cold Bend Test	IEC 60598-1; IEC 60598-2-21	wound on mandrel, low-temperature (-15°C ±2°C, 16h), around the mandrel for two turns
	Cold Impact test	IEC 60598-1; IEC 60598-2-21	Low-temperature (-15°C ±5°C, 16h), hammer falls from a height of 100mm.
	Insulation Resistance	IEC 60598-1; IEC 60598-2-21	≤ 2MΩ
	Electrical strength	IEC 60598-1; IEC 60598-2-21	500V
Mechanical reliability testing	Bending test	Colors	Each 200mm, bending up and down 100 times
	Bending test	Colors	Each 200mm, bending left and right 100 times
	Torsion test	Colors	Twist clockwise 5 times and then release, repeat 200 times
	Disassembly and assembly test	Colors	Repeat disassembly and assembly, 10 times
Environment Reliability testing	High temperature storing test	IEC 60068-2-2	80°C, 168h
	Low temperature storing test	IEC 60068-2-1	-40°C, 168h
	High temperature and Humidity impact	IEC 60068-2-78	60°C, 85%RH
	Salt Spray test	IEC 60068-2-11	5% salt solution concentration, 24h
	IK	IEC 62262	5 times of impact on each exposed surface
	Lifetime aging test	Colors	35°C, 6000h
	switch test	Colors	10s On, 10s Off, 10000 times

## 【Precautions】

- Use a 24V DC isolated power supply to drive the neon lamp strip and the ripple wave of constant voltage source shall be less than 5%. It is not allowed to use RC voltage reduction or non-isolated power supply to drive the neon lamp strip.
- In actual applications, 20% of the power supply shall be kept (only 80% of the power is used) to guarantee that sufficient voltage is available to drive the product.
- Attention shall be paid to safe operation. After powering on, it is not allowed to touch the AC power supply to avoid an electric shock.
- Attention shall be paid to the positive and negative poles of the wires during installation and whether the power supply conforms to required voltages to avoid damages.
- Avoid scratching, distortion and irregular bending of the product during installation; otherwise it may cause irreparable damage to the product.
- Please do not bend the strip into an arc with a diameter less than 60mm to ensure the longevity and reliability, the bending diameter too small will damage the product itself.
- If the actual length of application exceeds the specified using length, it will lead to overload heating and uneven brightness.
- To keep the eyes from being harmed, try to avoid staring at the glowing side of the LED strip for a long time.
- Non-professionals are prohibited from installing, disassembling and repairing the product.
- Do not use any acid or alkaline adhesive to fix products (including not limited to glass cement, etc.)
- Product is not suitable for use in swimming pools and fountains.
- Please confirmed before usage as products of varied sizes show slight differences in their color under same color temperature due to their structural differences.
- When IP67 protective products are installed and applied, the waterproofing grade should be degraded after self-processing and cutting.
- 48V products, can not be used in immersed environments.
- Please use professional cutting tools when cutting.

