

# LH25

## DC24V Modular

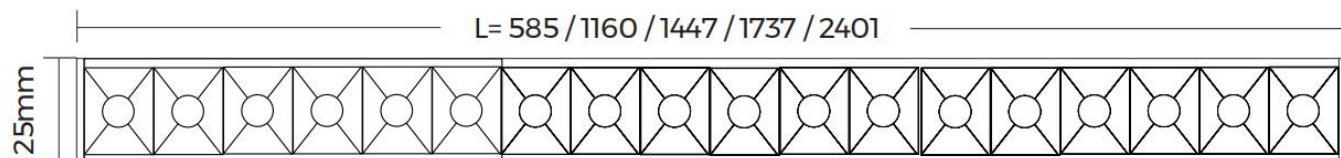

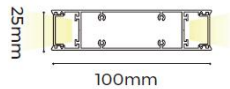
## Specification



## LH25 DC 24V



- Up and down lighting design with suspension way , 25mm slender lighting surface.
- 105 Lm/w high light efficiency design , lumen output up to 4200 Lm/m.
- Multiple standard corner (L type , X type , T type optional) available for free connection.
- Multiple light distribution options ( Diffuser , Microprism , Grating 30° , Grating 60° ) to meet variety application requirements.
- Electric wire& suspension wire with two-in-one design, invisible and beautiful.

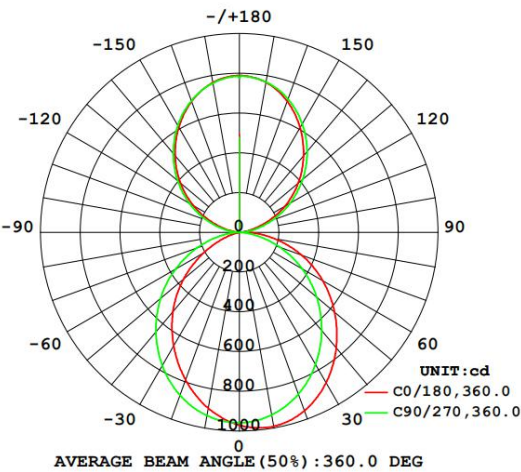


- Up and down lighting design with suspension way , 25mm slender lighting surface .
- 105 Lm/w high light efficiency design , lumen output up to 4200 Lm/m .
- Multiple standard corner (L type , X type , T type optional) available for free connection
- Multiple light distribution options ( Diffuser , Microprism , Grating 30° , Grating 60°) to meet variety application requirements
- Electric wire& suspension wire with two-in-one design, invisible and beautiful

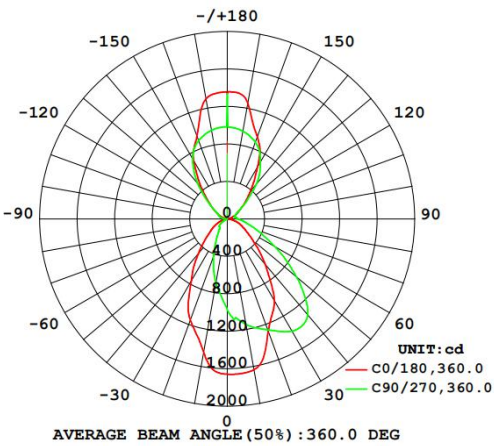
Optical & electronic data

	600mm	1200mm	1500mm	1800mm	2400mm	L*(277*277mm)	T*(529*277mm)	X*(529*529mm)
Diffuser	 Up: 12W/950LM Down: 12W/1250LM	Up: 24W/1900LM Down: 24W/2500LM	Up: 30W/2400LM Down: 30W/3150LM	Up: 36W/2900LM Down: 36W/3750LM	Up: 48W/3850LM Down: 48W/5000LM	Up: 11W/880LM Down: 11W/1155LM	Up: 16W/1280LM Down: 16W/1680LM	Up: 21W/1680LM Down: 21W/2205LM
Microprism	 Up: 12W/950LM Down: 12W/1250LM	Up: 24W/1900LM Down: 24W/2500LM	Up: 30W/2400LM Down: 30W/3150LM	Up: 36W/2900LM Down: 36W/3750LM	Up: 48W/3850LM Down: 48W/5000LM	Up: 11W/880LM Down: 11W/1155LM	Up: 16W/1280LM Down: 16W/1680LM	Up: 21W/1680LM Down: 21W/2205LM
Grating 30°	 Up: 12W/950LM Down: 12W/850LM	Up: 24W/1900LM Down: 24W/1700LM	Up: 30W/2400LM Down: 30W/2100LM	Up: 36W/2900LM Down: 36W/2500LM	Up: 48W/3850LM Down: 48W/3500LM	/	/	/
Grating 60°	 Up: 12W/950LM Down: 12W/700LM	Up: 24W/1900LM Down: 24W/1400LM	Up: 30W/2400LM Down: 30W/1800LM	Up: 36W/2900LM Down: 36W/2300LM	Up: 48W/3850LM Down: 48W/3100LM	/	/	/
Blind cover		/	/	/	/	Available	Available	Available

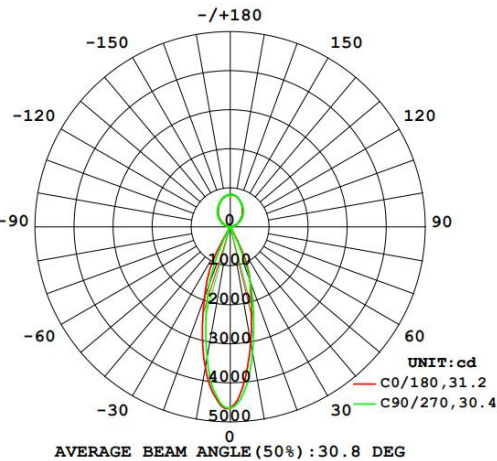
Remark:  
1、 the tolerance of output data can be vary up to 10%;  
2、 the output data is typical value;



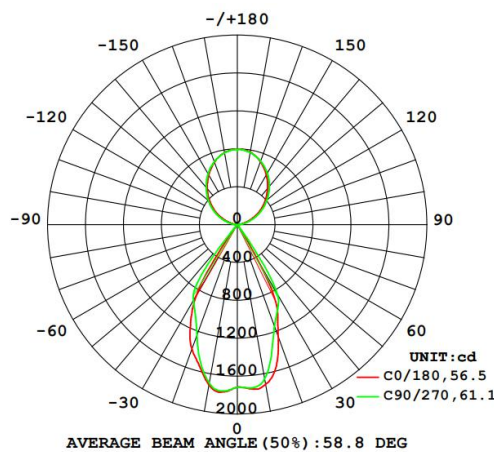
1.2m luminaire with Diffuser



1.2m luminaire with Microprism




1.2m luminaire with Grating30°



1.2m luminaire with Grating 60°

Packing:



Cover	Length	Type	Size(mm)	Pcs/bundle	NW(kg)	GW(kg)	Size (whole package )
Diffuser / Microprism,	613mm	BOX	690*123*40mm	6pcs	/	/	690*275*230mm
	1213mm	BOX	1290*123*40mm	6pcs	/	/	1290*275*230mm
	1513mm	BOX	1590*123*40mm	6pcs	/	/	1590*275*230mm
	1813mm	BOX	1890*123*40mm	6pcs	/	/	1890*275*230mm
	2413mm	BOX	2580*123*40mm	6pcs	/	/	2580*275*230mm
Grating	585mm	BOX	660*123*40mm	6pcs	/	/	560*275*230mm
	1160mm	BOX	1260*123*40mm	6pcs	/	/	1260*275*230mm
	1447mm	BOX	1520*123*40mm	6pcs	/	/	1520*275*230mm
	1737mm	BOX	1810*123*40mm	6pcs	/	/	1810*275*230mm
	2401mm	BOX	2580*123*40mm	6pcs	/	/	2580*275*230mm

Description about label information

LLS-LS5470(F)

Luminous flux: 1880LM

Power(Typ): 36W

CCT: 4000 K

CRI: >80

Input voltage: 100-277VAC

Frequency: 50/60 Hz

Type: Luminaire

Part NO: LLS-LS5470FDFSS1200(F)-R36NW8D-CC

SO: YO17050147

NO: ZWL170510-0380

Color: Silver

Power factor: >0.95

Cover type: Diffuser

Size: 54x70x1207mm

[www.colorsled.com](http://www.colorsled.com)

Ordering code:

Category		Series		Section Size		Diffuser Shape		Diffuser Nature		Carrier Style		Profile Color		End Cap Style		Length		Light Source Type		Light Source Power		CCT		CRI		Power Type		-		Package		Label Type					
Stylish Lighting system	LLS	-	Pendant Lighting upward & downward	LH	25	Flat	F	Diffuser	D	NO Carrier	X	Silver	S	Holeless end cap	S	600mm	-	24VDC flexible strip	F	40W/m	40	2700K	SW	>80	8	No Power	X	-	COLORS Individual	D	COLORS	C					
						Grating	G	Micro-prism	P	Black	W	1200MM	24VDC Rigid module	R	3000K	WW	>90	9																			
	30°	F	White	B	1500MM			4000K	NW																						Customized	S					
	60°	H			1800MM			5000K	DW																												
					2400MM			6500K	W																												
</																																					