

# Specification

D864-24V-8mm



## ▼ General description

- Luminance efficiency up to 160LM/W
- Self-encapsulated design offers eight optional 1900-6000K white lights
- With life span over 60000H
- Ta: -25~40°C; Tc: 75°C (max)



## ▼ Dimension

Max.length: 5000mm

Cutting unit: 8leds/125mm(4.92")

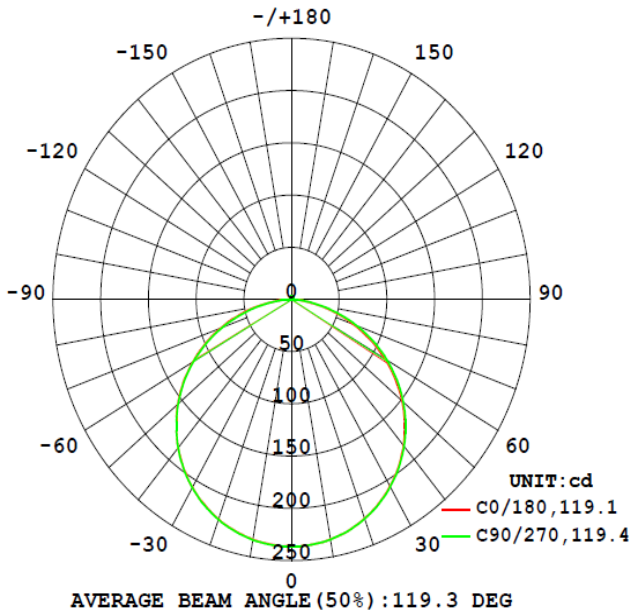
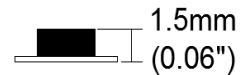
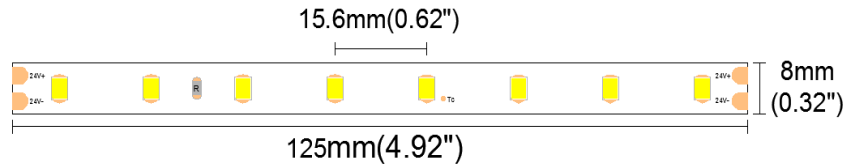
LED pitch: 15.6mm(0.62")

Min. bend diameter: Φ60mm

Mounting: 3M tape

IP: IP20/IP55/IP67/IP68

※Warranty: 5years



Photometric of 1M strip

Height	Eavg, Emax	Angle: 119.13deg	Diameter
1m	59.70, 236.51x		340.41cm
2m	14.93, 59.131x		680.81cm
3m	6.634, 26.281x		1021.22cm
4m	3.731, 14.781x		1361.63cm
5m	2.388, 9.4611x		1702.03cm
6m	1.658, 6.5701x		2042.44cm
7m	1.218, 4.8271x		2382.85cm
8m	0.9329, 3.6961x		2723.26cm
9m	0.7371, 2.9201x		3063.66cm
10m	0.5970, 2.3651x		3404.07cm

AAI Figure

※Warranty is based on indoor use

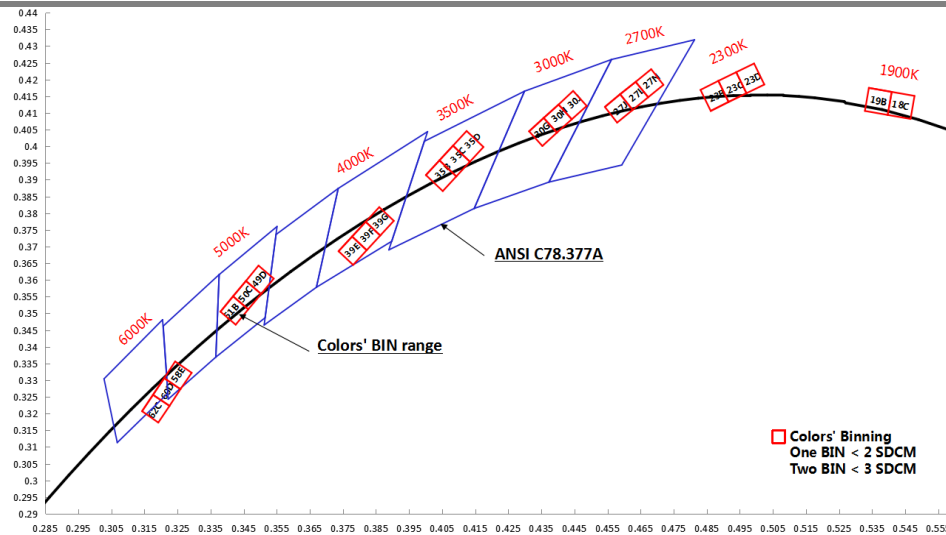
## ▼Electronic & output data

Input voltage: DC24V	Rated current: 0.18A(1m) /0.75A(5m)
Typical Power: 4.3W(1m) /18W(5m)	CRI: 80/90/95
Max.power: 4.8W(1m)	On-off times: 10000 (test times)
Power range: 3.8 ~ 4.8W(1m)	Copper foil: 2oz




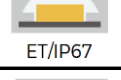
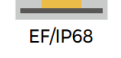
CRI	Color	CCT	Lumen(lm)	lm/W	Energy efficiency class
Ra>80	GW	1900K	510	119	F
Ra>80	LW	2300K	570	133	E
Ra>80	SW	2700K	620	144	E
Ra>80	WW	3000K	650	151	D
Ra>80	PW	3500K	660	153	D
Ra>80	NW	4000K	680	160	D
Ra>80	DW	5000K	680	160	D
Ra>80	W	6000K	650	151	D
Ra>90	GW	1900K	420	98	F
Ra>90	LW	2300K	470	109	F
Ra>90	SW	2700K	510	119	F
Ra>90	WW	3000K	540	126	E
Ra>90	PW	3500K	545	127	E
Ra>90	NW	4000K	560	130	E
Ra>90	DW	5000K	560	130	E
Ra>90	W	6000K	540	126	E
Ra>95	GW	1900K	415	97	F
Ra>95	LW	2300K	460	107	F
Ra>95	SW	2700K	495	115	F
Ra>95	WW	3000K	520	121	E
Ra>95	PW	3500K	530	123	E
Ra>95	NW	4000K	545	127	E
Ra>95	DW	5000K	545	127	E
0	G	525nm	410	95	/
0	B	470nm	85	20	/

- 1.The tolerance of output data can be vary up to 15%
- 2.the output data tested according to IES TM-30-15
- 3.the output data is based on IP20/1merter, data of 5m in only for reference
- 4.IP protection process leads changes to size, CCT and luminous flux




### ▼ BIN












### ▼ IP Process

IP Process	Picture	description	Size	optional CCT/color for finished product	lumen output rate
NO	 NO/IP20	No proof	8mm*1.5mm	1900K/2300K/2700K/3000K/3500K/4000K/5000K/6000K/G/B	100%
NA	 NANO/IP65	Nano-proof	8mm*1.6mm	1900K/2300K/2700K/3000K/3500K/4000K/5000K/6000K/G/B	98%
SG	 SG/IP55	Gel coating	8mm*2.7mm	2300K/3000K/3500K/4000K/6000K/10000K/15000K/G/B	90%
ET	 ET/IP67	Extrusion tube	10mm*4.8mm	1900K/2300K/2700K/3000K/3500K/4000K/5000K/6000K/G/B	88%
EF	 EF/IP68	Extrusion filling	10mm*5mm	2300K/2900K/3400K/3850K/5800K/8750K/15000K/G/B	86%

### ▼ Accessories Information

Name	Picture	Code	description
Connector for wire and FPC		94-42-620800001	8mm width, 2PIN connector of wire and FPC,suitable for white color strip, NO/NA,2PIN wire18- 22AWG
Connector for FPC and FPC		94-42-620800002	8mm width, 2PIN connector of FPC and FPC,suitable for white color strip,NO/NA
Connector for wire and FPC		94-03-00-0044	8mm width, 2PIN connector of wire and FPC,suitable for white color and gel coating strip,SG,2PIN wire18- 22AWG

Connector for FPC and FPC		94-03-00-0048	8mm width, 2PIN connector of FPC and FPC,suitable for white color and gel coating strip,SG
Slim connector		94-03-00-0065	TSC-08-2, suitable for 8mm fpc to fpc connection , IP20, 2pin, 10pcs per bag
FPC with wire		94-03-00-0066	wire connection when using together with TSC-08-2,IP20,2PIN, 10PCS per bag
Fixed Clip		94-02-00-0002	Silicone clip, screw: PA 3*8mm, suitable for 8mm FPC,EH/EF/ET strip
Fixed Clip		94-02-00-0017	Fixed clip, transparent, 3*8mm self-tapping screws, suitable for 8mm FPC,NO/NA LED strip
Fixed Clip		94-02-00-0015	Fixed clip, transparent, 3*8mm self-tapping screws,suitable for 8mm FPC,SG LED strip
Silicone end cap set		94-02-00-0021	including end cap and plug,suitable for 8mm FPC,EH/ET/EF silicone extrusion strip
Mounting groove		94-02-00-0024	Transparent PVC mounting groove,suitable for 8mm FPC,silicone extruded EF/ET strip
Stopper glue		94-16-03010001	Silicone gel,suitable for ST/ET/EH/EF/SF waterproof LED strip

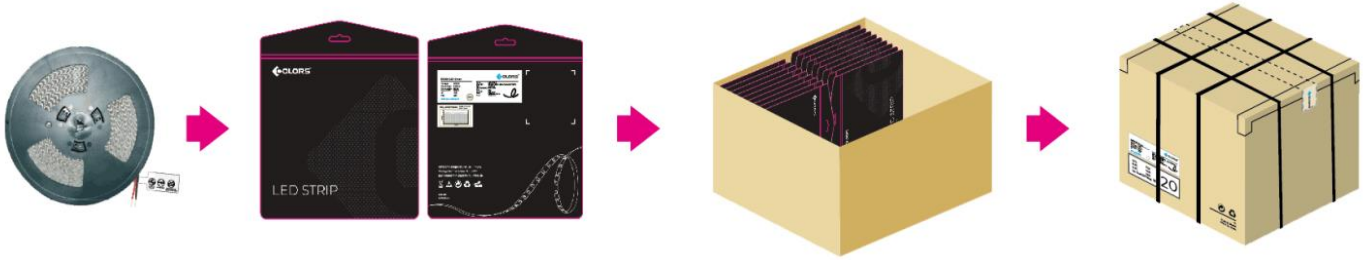
### ▼ Order Code Formats

1: Category		2: LED		3: LED/m		4: Voltage		5:FPC Width		6: IP Process		7: CRI		8: CCT	
D	-	8	2835	64	64 LED	24	24V	08	8mm	NO	NO	8	> 80	GW	1900K
										NA	NANO	9	> 90	LW	2300K
										SG	Gel coating	H	> 95	SW	2700K
										ET	Extrusion tube	0	0	WW	3000K
										EF	Extrusion filling			PW	3500K
														NW	4000K
														DW	5000K
														W	6000K
														G	Green
														B	Blue
D	-	8		64		24		08		NO		8		GW	
9: Silk Printing		10: Entry cable		11: Wire type		12: Wire length		13: Tape type		14: Label Type		15: Strip Length			
N	Neutral	S	Single	A	red and black cable	012	12cm	W	White 3M	C	COLORS	0500	5m		
C	COLORS	D	Double	B	SM-male wire	020	20cm	Y	Yellow 3M	S	Customized	5000	50m		
S	Customized	X	Nothing	C	SM-female wire	050	50cm	R	Red tape						
				X	Nothing	100	100cm	X	Nothing						
						0	Nothing								
N		S		A		012		W		C		0500			

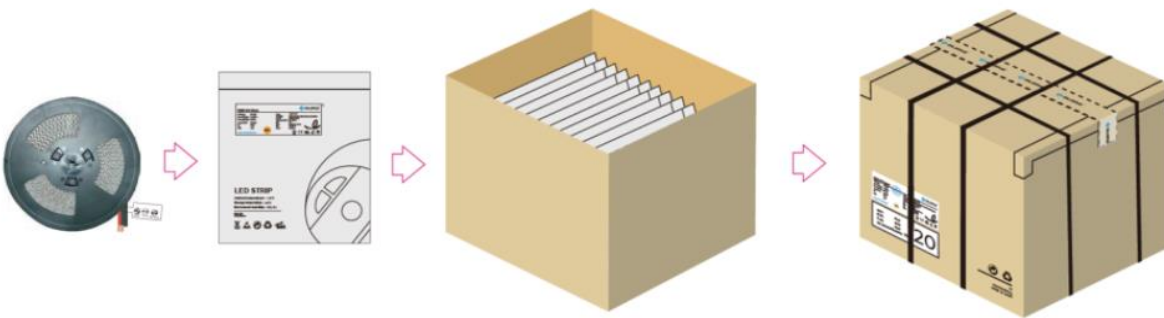
D8642408NO-8GWNSA012WC0250

▼ Packing

**Colors brand package**



**General customized package**

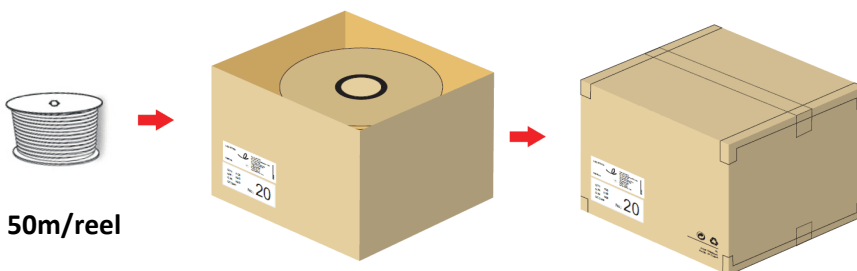


IP Process	Product size(mm)	Product quantity (m/reel)	Product quantity (m/case)	Product net weight(kg)	Net weight per box (kg)	Gross weight (kg)	Package size (cm)
NO	5000*8*1.5	5	300	0.108	6.48	7.452	41*41*26
NA	5000*8*1.6	5	300	0.11	6.6	7.59	41*41*26
SG	5000*8*2.8	5	300	0.196	11.76	13.524	41*41*26
ET	5000*10*4.8	5	200	0.433	17.32	19.918	41*41*26
EF	5000*10*5	5	200	0.479	19.16	22.034	41*41*26

Remark: data with 10% tolerance

**Engineering packaging of ET(IP67)/EF(IP67)**

(free-soldering end caps with 40 cover per box could be ordered separately if needed)



### Engineering packaging of NO(IP20)/NA(IP65).



IP Process	Product size(mm)	Product quantity (m/reel)	Product quantity (m/case)	Product net weight(kg)	Net weight per box (kg)	Gross weight (kg)	Package size (cm)
NO	50000*8*1.5	50	650	1.08	14.04	16.146	41*41*26
NA	50000*8*1.6	50	650	1.1	14.3	16.445	41*41*26
ET	50000*10*4.8	50	100	4.41	8.82	10.143	25.5*25.5*26
EF	50000*10*5	50	100	4.88	9.76	11.224	25.5*25.5*26

Remark: data with 10% tolerance

### ▼ Precautions

- ※ Please drive the led strip with 24VDC isolated power, and the ripple of the constant voltage source should be less than 5%.
- ※ Please do not bend the strip into an arc with a diameter less than 60mm to ensure the longevity and reliability.
- ※ Do not fold it in case any damage of LED beads.
- ※ Do not pull the power wire hard to ensure the longevity. Any Crash may damage the LED light is prohibited.
- ※ Please make sure the wire is connected to the anode and cathode correctly. The power output should be consistent with the voltage of the strip to avoid damage.
- ※ LED lights should be stored in dry, sealed environment. Please only unpack it before usage. Ambient temperature: -25°C~40°C.Storage temperature: 0°C~60°C.Please use the strips without waterproof within indoor environment with humidity less than 70%.
- ※ Please be careful during operation. Do not touch the AC power supply in case of electric shock.
- ※ Please leave at least 20% power for the power supply during using to ensure there is enough power supply to drive the product.
- ※ Do not use any acid or alkaline adhesives to fix the product (e.g.: glass cement).