

# Specification

Curve Lighting System

AS3535-2500

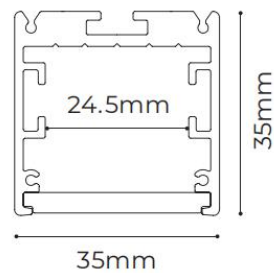


## AS3535-2500




### Features




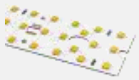

- Various installation ways: pendant, recessed and surface mounted
- Ever-changing shapes generated by means of super free application and connections of lines and arcs
- Flexible diffuser making it easy for installation without connections for over length application and light leakage
- Specially designed light source with diffusers producing homogeneous and soft lighting
- AL6063-T5 aluminum profile with high-quality surface treatment and three optional colors of black, white and silver






## Details



## Optional Accessories

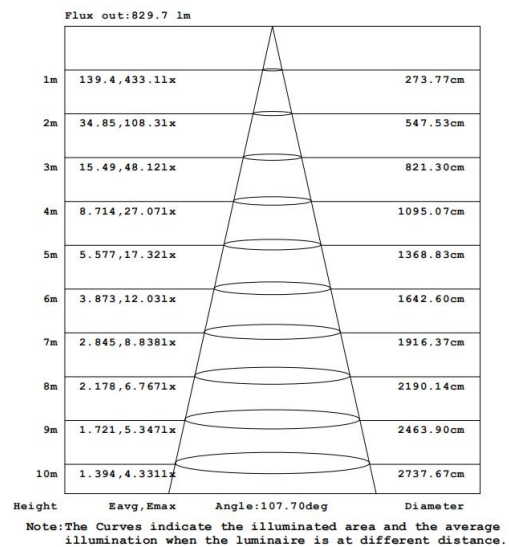
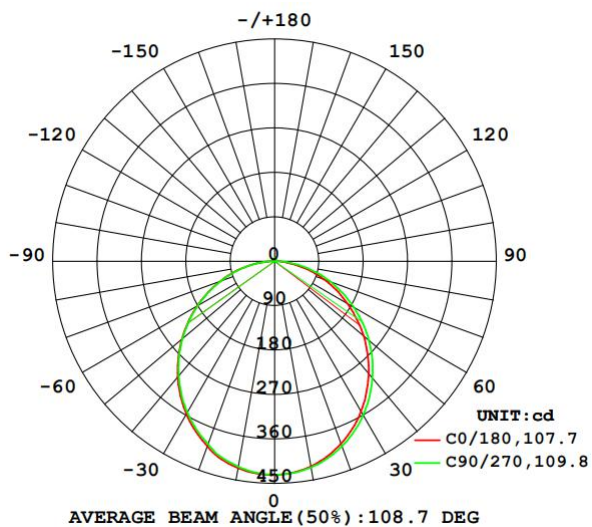
| Picture   | Item                                 | Parameter  |
|---|--------------------------------------|--|
|  | ①Profile                             | Material : AL6063-T5<br>Profile weight : 1.99kg/2.5M<br>Size : L2500*W35*H35mm<br>Surface processing: Spray  |
|  | ②Cover                               | Size : L20000*W32*H3.5mm<br>Light transmittance: 60%   |
|  | ③End cap                             | Size : L35*W35*H1.5mm  |
|  | ④Rigid modular<br>DY8140-24V-20mm    | Material : AL,CCT:1900/2300/2700/3000/3500/4000/5000/6000K ;<br>CRI > 80 ; Voltage : 24V ; Power : 9.6W/pcs ; Lumen : 1060Lm/pcs ;<br>Width : 20mm ; Minimum cutting unit : 14LEDs/100mm ; |
|  | ④Flexible modular<br>DT8140-24V-20mm | Material : FPC,CCT:1900/2300/2700/3000/3500/4000/5000/6000K ;<br>CRI > 80 ; Voltage : 24V ; Power : 19.2W/M ; Lumen : 2490Lm/M ;<br>Width : 20mm ; Minimum cutting unit : 14LEDs/100mm ;   |



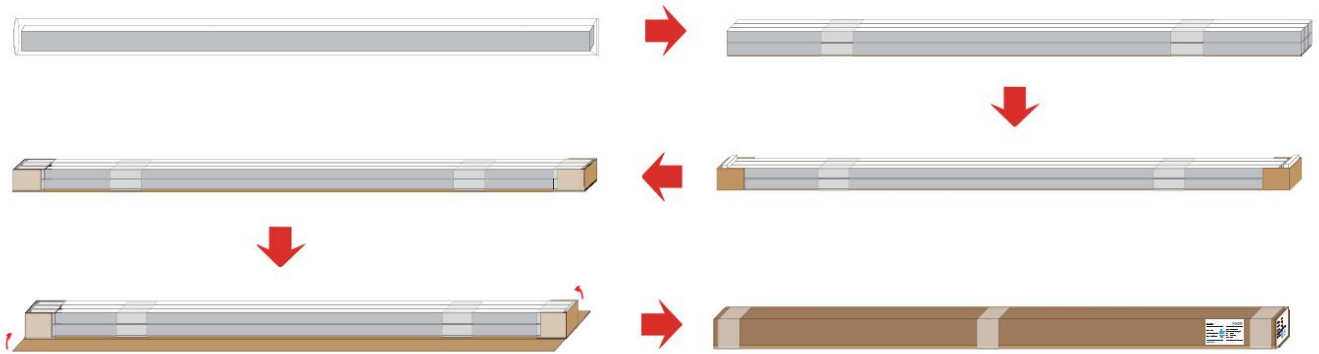
| Picture   | Item                            | Parameter   |
|---|---------------------------------|---|
|    | Pendant cable<br>PN-WA2/4       | Steel cable: D1.5*2000/4000mm/maximum load bearing:13Kg |
|    | Pendant cable<br>PN-CA2/4       | Size:20AWG\2000mm\maximum load bearing:6.5Kg            |
|    | Recessed buckle<br>RE-13        | Size : L78*W34*H15mmS                                   |
|    | Connect fitting<br>EX-26        | Size : L30*W23.5*H4.6mm                                 |
|    | Surface mounted buckle<br>CL-05 |   |
|  | ⑤Screw set                      | Size : M3.5*40mm  |

## Optical Parameter

AS3535-1000 module/DT8140-24V-20mm light source, frosted diffuser



## Package



| Components | Packaging material | Size(mm)       | NW(kg) | GW(kg) | Content   |
|------------|--------------------|----------------|--------|--------|-----------|
| 2500       | Hat box            | 2580*150*108mm | 24     | 27     | 12pcs/box |

